

2013-03 1(15)

- 5 **High-pruning of European beech (*Fagus sylvatica* L.) and pedunculate oak (*Quercus robur* L.): Work efficiency for target pruning depending on tree species, pruning height, branch characteristics, pole saw type and operator**

by

- 10 Jens Peter Skovsgaard¹, Jacob Johan Mohr Markmann² & Giulia Attocchi¹
-

1 Swedish University of Agricultural Sciences, Southern Swedish Forest Research Centre, S-230 53 Alnarp

2 Frederikshavn Municipality, Natural Resources, DK-9900 Frederikshavn

- 15 Submitted for publication in *Scandinavian Journal of Forest Research*
19 August 2015

Word count: 5065

20 Abstract

The objective of this study was to establish an operational model of productive work time per tree for high-pruning of young European beech and pedunculate oak depending on tree species, pruning height, branch characteristics, pole saw type and operator. The final model included all of these dependent variables with branch characteristics specified in terms of number of live branches and
25 cross-sectional area of the thickest branch. Work time increased with increasing values of each of the three numeric variables. For a given pruning height the size of the largest branch was for all practical purposes more influential than the number of live branches. Beech took 28 % longer to prune than oak. The German Ergo-Schnitt saw was 21 % slower than the Japanese Silky Hayauchi saw. The variation in worker performance within our study was larger than that attributed to tree
30 species and pruning equipment.

Introduction

Beech and oak species in Europe comprise more than 20 % of the forest area stocked with broadleaved trees across EU and some associated countries (Hemery 2008). They consequently
35 represent a substantial potential for timber production. The area of European beech (*Fagus sylvatica* L.) has been estimated at 120,000 km² and timber producing oak species, including pedunculate oak (*Quercus robur* L., 49,000 km²), sessile oak (*Q. petraea* (Matt.) Liebl., 38,000 km²), downy oak (*Q. pubescens* Willd., 39,000 km²) and some warm temperate oaks (> 36,000 km²), account for around 150,000 ha.

40 Both beech and oak can be considered bulk timbers with large quantities available at relatively low prices. Nevertheless, silvicultural interventions to improve wood quality may be profitable if they result in an increased share of high- or premium-quality timber (Wilhelm & Rieger 2013).

High-pruning in young stands could help improve timber quality substantially, especially in heavily thinned stands with thick branches, but it requires a high input of labour. In this paper we
45 investigate and quantify the work time needed for manual high-pruning of European beech and pedunculate oak.

The objective of the study was to establish an operational model of work efficiency (net or productive work time per tree) for target pruning of young beech and oak depending on pruning height, branch characteristics, pole saw type and operator.

50 Our study was carried out only for European beech and pedunculate oak. Due to similar wood properties within each genus we believe that the resulting model is valid also for other timber producing species of beech and oak.

Material, methods and terminology

55 The work study for high-pruning of beech and oak was conducted during 2009, 2011 and 2012 in four thinning experiments in Denmark. The experiments include two sites for European beech (experiment no. 1416 in Boller Upper Forest and no. 1417 in Rold Forest, both located near the city of Horsens) and two sites for pedunculate oak (experiment no. 1516 in Haslev Orned near Haslev and no. 1517 in Brendstrup Forest near Aarhus).

60 The pruning was carried out to install long-term experiments investigating the influence of thinning and pruning on the growth and stem quality of beech and oak. The work study was conducted within the frames set by the design of the thinning experiments.

Based on guidelines by the International Union of Forest Research Organizations (Björheden 1995) the work study may be specified in terms of work task (defining pruning and the pruning method),
65 conditions of work (stand characteristics and weather conditions), work object (pruning height and branch characteristics), study objects (pruning equipment and operators) and statistical design. In the sections below we outline each of these. We also present the method of work measurement and the statistical methods used to analyse the observations.

70 *Pruning and pruning method*

In line with agreed forestry terminology (Ford-Robertson 1971, Helms 1998) the work task high-pruning may be defined as the removal of branches from a standing tree. High-pruning may also involve singling of forks, i.e. the removal of superfluous multiple stems. In the context of this investigation the objective of pruning was to improve the stem quality of pre-selected potential
75 future crop trees up to a certain height.

Only one pruning method was included in the work study, namely so-called target pruning (Dujesiefken & Stobbe 2002, O'Hara 2007). With target pruning the branch is cut immediately outside the branch collar (Figure 1).

80 The cut was initiated on the upper side of the branch close to the stem, to follow precisely at the edge of the intersection of the branch and the branch collar, using the usually visible transition line as a sighting target for the cut (hence the name of the method).

Large or heavy branches were cut in two operations to avoid unintended branch stubs and bark stripping on the stem. The initial cut was located well outside the branch collar to leave a stub that was subsequently pruned according to the prescriptions.

85

Stand characteristics

The pruning of beech was performed on pre-selected potential future crop trees in six heavily thinned plots of experiment 1416 and 1417. Both stands originate from natural regeneration that germinated mainly in 1984.

90 In 1998 (age = 14 years, stand top height \approx 2.5 m) all six plots were thinned by mulching in two perpendicular directions, leaving remaining trees in evenly dispersed squares of 1 m². Stand density was reduced from 125,000 to 12,500 trees ha⁻¹, but remained unchanged in the approximately 800 1-m²-squares ha⁻¹. In 2002 (1416, age = 18 years) or 2003 (1417, age = 19 years) one potential crop tree was selected in each 1-m²-square and all other trees were removed by thinning (using a brush
95 cutter).

In 2003 approximately one third of the remaining trees (average total height = 6.12 m) were pruned to an average height of 3.17 m (range: 1.46-4.30 m). In 2009 (age = 25 years) three plots were thinned to a residual stem number of approximately 200 ha⁻¹ and in all six plots a similar number of trees were pruned or re-pruned.

100 The pruning of oak was performed on pre-selected potential future crop trees in four heavily thinned plots of experiment 1516 and 1517. The stand including 1516 originates from a sowing of acorns in 1991 on a meadow formerly used as grassland. The two stands including 1517 originate from a planting of 2/1 seedlings in 1993 on former agricultural land.

All four plots were thinned selectively to a residual stem number of 1000 ha⁻¹ in spring 2002 (1516,
105 age = 11 years) or autumn 2003 (1517, age = 14 years). In 2011 potential future crop trees were identified in each plot (approx. 175 ha⁻¹ in three plots and 115 ha⁻¹ in one plot) and subsequently pruned. Some of these were considered reserve trees and pruned less than the main crop trees. In 2012 twenty additional trees were pruned in experiment 1516 to provide a more balanced data set for one of the pruning operators.

110 Throughout, potential future crop trees for pruning were selected based on criteria of a regular spatial distribution, absence of forking below 6 m, a straight and vertical stem, a healthy and symmetric crown, no signs of spiral grain and the absence of other visible stem defects.

A total of 52 beech trees and 136 oak trees were included in the work study (Table 1). During the analyses one observation of oak was excluded as an outlier (more information below). In the final
115 data set 13.5 % of the beech trees had a dbh of less than any of the oaks (10.2 cm) and 17.8 % of the oak trees had a dbh of more than any of the beeches (17.1 cm).

Weather conditions

120 Beech was pruned during June and August 2009. During work days the weather was generally sunny with temperatures around 15-20 °C. Oak was pruned during March and April 2011 and

supplementary trees during September 2012. During work days the weather was generally overcast or sunny with temperatures around 10-20 °C.

Pruning height

- 125 To comply with the design of the thinning experiments most beech trees were pruned to a final pruning height of 6 m or more, but some test or reserve trees were pruned less (Table 2). To enlarge the range of observations for pruning height, but still complying with the design of the thinning experiments, a roughly equal number of oak trees was pruned to between 4 and 6 m or between 6 and 8 m, while some few were pruned either less or more (Table 2).
- 130 Following pruning, the height of the lowest remaining branch above ground level was measured for each individual tree. In the analysis, this variable was used as an indicator of pruning height (h_p) although the true pruning height (i.e. the location of the highest cut) was obviously slightly lower. In the final data set observations of h_p ranged from approximately 3.0 to 8.5 m, but no beech tree was pruned to more than 7 m (Table 1).

135

Branch characteristics

- When designing the study we believed that a combination of pruning height and some branch characteristics would rank among the most important and easily measured variables that correlate with productive work time. These include the number of branches, the cross-sectional area of the thickest branch and the location of the lowest branch (dead or alive).
- 140

All of these variables are relatively easy to assess in operational forestry, based on visual judgement or simple measurements of sample trees. More detailed measurements were considered, including the cross-sectional area of each branch and the location of branches along the stem (height above ground level), but these were overly expensive to measure.

- 145 In line with this, the measurement of branch characteristics for each tree (Table 1) included the number of pruned live branches (n_b), dead branches (n_d), epicormic branches (n_e), the horizontal and vertical over-bark diameters of the thickest pruned branch (d_h and d_v , respectively, measured at the cut) and the height above ground level of the lowest pruned branch (h_l).

- 150 The cross-sectional area of the thickest branch (a_t) was calculated as $a_t = \pi \cdot d_h \cdot d_v / 4$ (assuming an approximately elliptical shape), and the pruning length (l_p) was derived as $l_p = h_p - h_l$. Generally, dead branches and epicormic branches require little effort to prune, but may slow down the work process. For the analysis we lumped these together under the term nuisance cuts (n_n) and set $n_n = n_d + n_e$.

- 155 The size of the thickest branches ranged within the same order of magnitude for both species, but beech had more branches than oak (Table 1). The occurrence of some very thick branches is

obviously due to early heavy thinning. Moreover, forks were singled on 16 beech trees and 16 oak trees. These were included among branch measurements.

160 The number of pruned live branches per metre of stem ($n_b/(h_p-h_i)$) averaged 4.3 m⁻¹ for beech and 1.7 m⁻¹ for oak. The total number of pruned branches (live, dead and epicormic) per metre of stem ($(n_b+n_d+n_e)/(h_p-h_i)$) averaged 10.4 m⁻¹ for beech and 5.6 m⁻¹ for oak.

Due to previous pruning six years earlier no beech trees had any dead branches to prune. Nevertheless, the number of nuisance cuts for beech (i.e. epicormic branches) was generally substantially larger than for oak.

165 *Pruning equipment*

The pruning was performed using extension poles mounted with German Ergo-Schnitt or Japanese Silky Hayauchi saws. Both saws were manufactured from Japanese high-carbon steel. The saw blades were changed at regular intervals during the test to ensure optimal performance throughout.

170 The Ergo unit included an ERS390-8 saw (390 mm, labelled Shogun on the back) mounted on a round ERS490 glass-fibre pole with three sections (maximum length 5.16 m, total operating weight 2.480 kg). The Silky unit included a 177-02 Hayauchi saw (390 mm) mounted on an oval 179-39 3-extension aluminium alloy pole with four sections (maximum length 6.30 m, total operating weight 3.140 kg).

175 The Ergo saw was made from SK-5 steel (0.75-0.85% C), had 8 teeth per 30 mm and a special position for every 5th tooth (kerf 2.0 mm, blade thickness 1.4 mm). All teeth were induction hardened. The Silky saw was made from hard-chrome plated SK-4 steel (0.9-1.0% C) and had a 4-retsume teething (four rows of teeth) with 6.5 teeth per 30 mm (kerf 2.3 mm, blade thickness 1.5 mm). The teeth were not induction hardened (impulse hardened). Both saws had a lower sickle to undercut branches.

180

Operators

185 The pruning was performed by four workers or operators, all of which were males aged 25-35 years. All of the operators had a background in forestry and experience of manual forestry work. None of them had previous experience of pruning, but practiced pruning of some trees before the work study began.

Statistical design

The statistical design of the work study was sub-ordinate to requirements imposed by the thinning experiments, including the number of trees available for work time study, and further limited by

190 staff availability. Within these frames a roughly even distribution of pruning tools was attempted
for each operator (Table 3). For each species the trees were distributed randomly among operators.

Work measurements

195 Following the generally accepted IUFRO nomenclature for forest work study (Björheden 1995) we
distinguish between productive (direct) and supportive (indirect) work time. From each of these,
measures of work efficiency may be derived, in our case expressed as work time per tree.

Productive work time for pruning is the work time spent directly on the pruning of a tree (pruning
per se), including sawing branches, positioning the pole saw, re-positioning the operator's cap
during pruning to reduce nuisance from sawdust, sunlight or rain, assessing and re-assessing the
200 situation, etc. We also refer to this as net work time.

Supportive work time is that portion of work time spent on activities performed to support pruning,
but not directly adding to completion of the work task. This includes moving between trees
(relocation), identifying the next tree to prune (planning), preparing and maintaining equipment
(preparatory and service time) and drinking (refuelling).

205 This study is concerned only with net or productive work time. Other activities during the pruning
operation were not quantified.

Work time was measured using a stop watch. Time keeping began when the operator was ready to
prune the first branch (with the pole saw resting on the branch) and ended when the last branch had
been sawn and the pole saw had been retracted.

210 The work study included a total of 187 trees. The productive work time for pruning (*w*) ranged from
170 to 1920 seconds per tree for beech (mean = 775.8 s, *n* = 52) and from 40 to 2089 seconds per
tree for oak (mean = 626.2 s, *n* = 135).

Statistical models

215 The objective was to quantify and express in an operational, statistical model the influences of tree
species, saw type, operator, pruning height and branch characteristics on the productive work time
for high-pruning of beech and oak. In addition to pruning height we tested pruning length as
predictor variable. The potential predictor variables based on branch characteristics included the
number of pruned live branches, the number of nuisance cuts and the cross-sectional area of the
220 thickest pruned branch. Saw type and operator were considered class variables.

Data were analysed and hypotheses tested based on analyses of covariance. Based on inspection of
residual plots, R^2 and transformation tests, logarithmic transformations of the candidate regression
variables were found to perform better than no or alternative transformations.

In mathematical terms, the full model may be specified as

225
$$\ln w_i = \mu + \alpha_k + \sum(\beta_j \ln X_{ij}) + \varepsilon_i$$

where w denotes productive work time for pruning, μ is the overall mean, α is the specific adjustment of the mean for each class variable (tree species, saw type and operator), β are coefficients, X is one of the five independent continuous variables (h_p , l_p , n_b , n_n and a_t), $\varepsilon \sim N(0, \sigma^2)$ are model residuals, subscript i identifies the tree (tree number), subscript j identifies the dependent variable, and subscript k identifies the class variable.

230

Hypotheses testing for significant model terms was based on the usual F-test with $F_r = ((RSS_r - RSS_f) / (df_r - df_f)) / (RSS_f / df_f)$, where RSS denotes the residual sum of squares, df denotes degrees of freedom, and subscripts f and r refer to the full and the reduced model, respectively. If the hypothesis provides as good a model as the alternative, the F will be small. If the model is not adequate compared with the full model, then F will be large compared with the critical value of the $F_r(df_r - df_f, df_f)$ distribution.

235

The model was iteratively reduced using a backward elimination process until all remaining variables were significant. The level of accepted significance was set at $P = 0.001$. Interaction terms were reduced before main factors. No three-factor or more complex interactions were considered during model development.

240

The tests were based on the assumption of homogeneous variance and normal distribution of errors. These assumptions were justified by the log-transformed data, but not completely by the untransformed.

Model performance was evaluated primarily on the basis of extensive analyses of residual plots. To reveal possible trends in model predictions and to evaluate the assumption of variance homogeneity, studentized residuals were plotted against predicted values and versus predictor variables, both in transformed and untransformed scales. Possible influential observations were identified using Cook's D statistic (one was identified and removed in the final analysis).

245

All statistical analyses were done using SAS version 9.2 (SAS Institute, Cary, NC, USA).

For prediction purposes, the final model should be transformed backwards and corrected for logarithmic bias by adding $MS_e/2$ to the intercept prior to backwards transformation (MS_e denotes the mean square error).

250

Results

Productive work time for pruning (w) depended on pruning height (h_p), the number of live branches to cut (n_b), the cross-sectional area of the thickest branch (a_t), tree species (beech or oak), saw type (Ergo or Silky) and operator. Pruning length (l_p) and the number of nuisance cuts (n_n) did not influence work time. All two-factor interactions except $\ln n_b \times \ln h_p$ were statistically

insignificant. Parameter estimates for the final model quantify the influence of each of these factors as well as the variation among operators involved in the study (Table 4).
260

Work time increased with the numeric value of all tree mensurational variables. Work time for beech was 28.1 % ($e^{0.2478}/e^0$) larger than for oak, the Ergo saw was 20.5 % slower than the Silky saw, and the fastest operator in this investigation used only 39.4 % of the work time used by the slowest worker. The only significant interaction term was negative, indicating a marginally faster pruning than predicted by the main factors when both pruning height and the number of branches increase.
265

Throughout the range of calibration data the model performed well with balanced studentized residuals. This holds for tree species (mean value, beech: 0.00255, oak: -0.00067) as well as operators (range of mean values for operators: -0.00020 - 0.00028).

270

Discussion

Our model of productive work time for high-pruning of beech and oak includes a range of variables reflecting the physical strength and input needed for the work. In addition to tree species and saw type these include pruning height, the number of branches and their (maximum) size. Pruning length and the number of nuisance cuts (dead branches and epicormic branches) had no influence on work time.
275

Oak was faster to prune than beech and for a given pruning height, for example 6.5 m, the size of the thickest branch was for all practical purposes more influential than the number of branches to cut, within the range of variation in branch characteristics present in our study (Figure 2). The basic density of beech and oak wood is quite similar (Moltesen 1988) and the overall basic density of whole beech branches is similar to that of the stem (Skovsgaard & Nord-Larsen 2012). We therefore hypothesize that the faster pruning of oak could be due to a larger share of reaction (tension) wood on the upper side of beech branches near the stem. Unfortunately, we did not measure this characteristic as part of the study.
280

The tendency of the Silky saw to be faster than the Ergo is consistent with the difference in carbon content. In plain terms, the saw teeth wear less and therefore remain sharp for longer with a higher carbon content. Chrome plating may add further to this effect. Another, unquantified factor is the influence of the extension pole. The round glass-fibre pole of the Ergo unit was more flexible and with increasing pruning height more easily bounced from the branches than the oval aluminium alloy pole of the Silky unit.
285
290

Based on our personal judgement of worker physiognomy and performance consistency we consider the operator variation in the final model representative of (young) forest workers in general. Especially the three fastest operators had a high and consistent work performance equivalent of that which can be expected for a fit and skilled professional forest worker.

295 Two previous studies of work time performance for high-pruning of beech and oak allow for an assessment of model plausibility. Unfortunately they do not include complete specifications in terms of pruning height or branch characteristics.

The study in beech was performed with a Sandvik 285-6T saw ($h_p = \text{max. } 5\text{-}6 \text{ m}$, $n_b = 5.3$, $d_h = 6 \text{ cm}$) and resulted in an average productive work time per tree of 187 s (Heijnen 1986, Suadicani 300 1992). For these specifications our model predicts 234-324 s for an average worker and 142-197 s for a top performer.

The study in oak was performed with an unspecified Sandviken pole saw ($h_p = 3\text{-}6 \text{ m}$, branches ranging from 'fine' to 'coarse') and resulted in an average productive work time of 293-1273 s for pruning to 6 m (Žumer 1966). Our model ($n_b = 6.3$, $a_t = 10\text{-}180 \text{ cm}^2$) predicts 311-1329 s for an 305 average worker and 189-807 s for a top performer.

In summary, we consider our model realistic for a range of conditions in operational forestry. It should be noted, however, that the model was calibrated based only on heavily thinned stands with quite thick branches.

310 *Model application*

When applying the model for predictions in pruning operations one needs information on the average expected number of branches to prune on each tree and the average cross-sectional area of the thickest branch for the stand in question. Pruning height will usually be fixed at a given approximate value. The number of branches can be estimated based on counting, and branch size 315 can be determined based on, for example, horizontal branch diameter.

In the beech stands we pruned the vertical branch diameter of the thickest branch was on average 40 % larger than the horizontal (range of d_v/d_h : 0.66-3.65). In the oak stands it was 50 % larger (range of d_v/d_h : 0.46-3.98). Based on this, branch cross-sectional area can be estimated as $\pi \cdot 1.40 \cdot (d_h)^2$ for beech and as $\pi \cdot 1.50 \cdot (d_h)^2$ for oak. The exact relationship obviously depends on branch as well as 320 pruning angle (hence the large variation).

When pruning is conducted to the final pruning height in one operation (one crown lift) the dependence of productive work time on pruning height alone is of little interest, but simply determines a general level around which work time will vary depending on branch characteristics, pruning equipment and worker performance. If pruning is carried out in two operations at different 325 stages of stand development (two crown lifts), the influence of pruning height may be of interest but, again, most trees will often be pruned to an essentially identical height.

According to the model a decrease in pruning height from 6.5 m (typical final pruning height) to 4.0 m (typical pruning height for a first lift) reduces work time by 41 % for beech and by 55 % for oak (Figure 3). These estimates assume branch characteristics similar to our mean values for each

330 species and a work performance as our 'average' worker. Branches tend, however, to be smaller and fewer with earlier pruning and savings on work time may consequently be larger.

Interestingly, the variation in worker performance within our study was larger than that attributed to tree species and pruning equipment. This clearly indicates that worker performance may override other influential factors and decisively influences the costs of pruning. For practical applications we
335 recommend adjusting estimates based on the observed operator-specific performance level.

Acknowledgements

The establishment and maintenance of the beech experiments were supported by The Danish Nature Agency's fund for experimental silviculture during 1997-99 and by the agency's core fund for forest
340 research during 2003-04. The oak experiments were supported by the agency's fund for experimental silviculture during 2002-07. The work time studies of pruning were supported by The Danish Nature Agency's fund for experimental silviculture during 2007-09, by Stina Werner's Foundation, Sweden, during 2014-15 (beech) and by Erik Stenström's Foundation for the Promotion of Oak Silviculture, Sweden, during 2014-15 (oak). During 2009-15 our work was also supported
345 by core grants from the Swedish University of Agricultural Sciences.

We gratefully acknowledge the hard work provided by our pruning operators and other helpers involved in the study. Thanks are due to Professor, Dr. ir. Marcel A.J. Somers (Technical University of Denmark, Dept. of Mechanical Engineering) for clarifying technical details regarding the saws.

350

Literature

Björheden, R. (ed.) 1995: *IUFRO forest work study nomenclature*. Swedish University of Agricultural Sciences, Department of Operational Efficiency, Garpenberg.

Dujesiefken, D. & H. Stobbe 2007: The Hamburg pruning system - A framework for pruning of
355 individual trees. *Urban Forestry and Urban Greening* 1: 75-82.

Ford-Robertson, F.C. 1971: *Terminology of forest science, technology, practice and products*. Society of American Foresters, Washington DC, XXI + 349 pp.

Heijnen, B. 1986: Opkvistning af løvtræ. *Skovteknisk Institut SI 1-1986*: 1-20.

Helms, J.A. 1998: *The dictionary of forestry*. Society of American Foresters, Bethesda MD, IX +
360 210 pp.

Hemery, G.E. 2008: Forest management and silvicultural responses to projected climate change: impacts on European broadleaved trees and forests. *International Forestry Review* 10: 591-607.

- 365 O'Hara, K.L. 2007: Pruning wounds and occlusion: a long-standing conundrum in forestry. *Journal of Forestry* 105: 131-138.
- Moltesen, P. 1988: *Skovtræernes ved og dets anvendelse*. Skovteknisk Institut, 132 pp.
- Skovsgaard, J.P. & T. Nord-Larsen 2012: Biomass, basic density and biomass expansion factor functions for European beech (*Fagus sylvatica* L.) in Denmark. *European Journal of Forest Research* 131:1035-1053.
- 370 Suadicani, K. 1992: Litteraturstudie vedrørende opkvistning i bøg, ask og ær. *Skovbrugsserien* 5: 1-52.
- Wilhelm, G.J. & H. Rieger 2013: *Naturnahe Waldwirtschaft mit der QD-Strategie*. Ulmer, 207 pp.
- Žumer, M. 1966: Astungsversuche an Föhre, Fichte, Birke, Aspe, Esche und Eiche. *Det norske Skogforsøksvesen* 20: 399-581.
-

375

Table 1

Stand, tree, branch and pruning characteristics (mean, minimum and maximum values of key variables). Legend: dbh = stem diameter at breast height, h = total tree height, n_b = number of live branches, n_d = number of dead branches, n_e = number of epicormic branches, n_n = number of nuisance cuts = $n_d + n_e$, d_h = horizontal over-bark branch diameter (at the cut), d_v = vertical over-bark branch diameter (at the cut), $a_t = \pi \cdot d_h \cdot d_v / 4$, l_p = pruning length (distance from lowest live or dead branch before pruning to lowest remaining branch after pruning), h_p = pruning height (height of the lowest remaining branch above ground level).

380

Variable	Beech (n = 52)				Oak (n = 135)			
	Mean	Median	Min	Max	Mean	Median	Min	Max
DBH (cm)	11.86	11.75	3.5	17.1	15.39	15.30	10.2	21.5
h (m)	9.70	9.70	7.60	11.70	10.91	10.90	8.15	13.80
n_b	14.4	14.0	8.0	22.0	6.3	6.0	1.0	24.0
n_d	0.0	0.0	0.0	0.0	10.4	10.0	1.0	29.0
n_e	22.1	22.0	4.0	42.0	3.2	0.0	0.0	32.0
n_n	22.1	22.0	4.0	42.0	13.6	11.0	1.0	53.0
d_h (cm)	6.9	6.7	3.1	12.9	7.2	6.8	1.8	17.4
d_v (cm)	9.4	9.5	3.7	23.0	10.3	10.1	3.0	28.0
a_t (cm ²)	53.1	48.8	9.0	138.3	61.4	56.8	5.0	178.4
l_p (m)	3.63	3.49	1.50	6.15	3.65	3.70	0.82	7.15
h_p (m)	6.18	6.41	3.05	6.95	5.75	5.93	2.97	8.52
$(n_b + n_d + n_e) / (h_p - l_p)$ (m ⁻¹)	10.36	9.78	5.4	18.1	5.55	5.13	1.3	16.4
$n_b / (h_p - l_p)$ (m ⁻¹)	4.25	3.90	2.1	9.3	1.73	1.68	0.2	4.3

385

Table 2

Distribution of pruned trees by pruning height (h_p , 1-m classes).

h_p (m)	Beech (%)	Oak (%)
2-3	0.0	0.7
3-4	5.8	5.2
4-5	1.9	12.6
5-6	5.8	34.8
6-7	86.5	40.8
7-8	0.0	3.7
8-9	0.0	2.2

Table 3

Distribution of pruned trees by tree species, pruning saw and operator in the final data set. Operators are identified by coded initials.

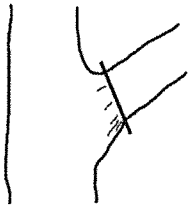
390

Operator	Beech		Oak	
	Ergo	Silky	Ergo	Silky
AND	12	14	0	20
JON	0	17	24	39
MIK	0	0	17	15
NIE	7	2	12	8

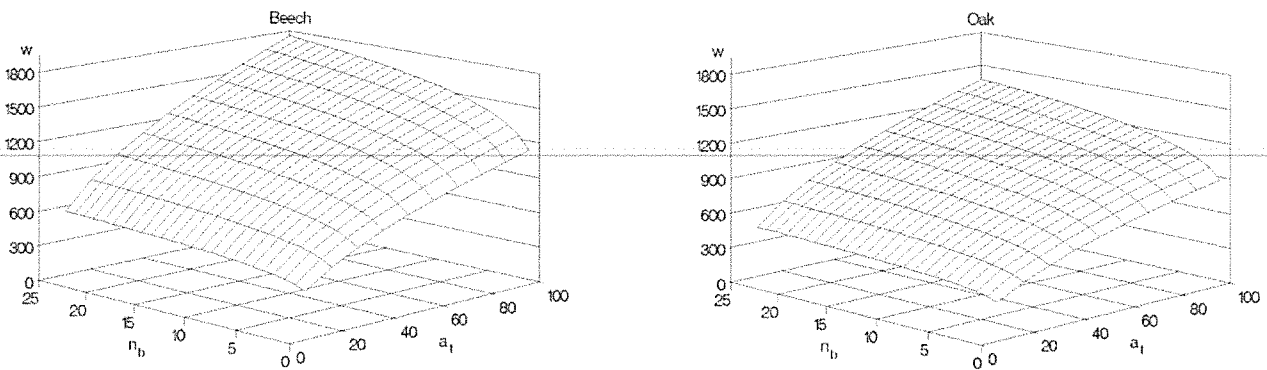
Table 4

Parameter estimates in the final model of work efficiency (w , s/tree) for pruning of beech and oak with $\ln w$ as dependent variable; $n = 187$, $R^2 = 0.790^{***}$, $MS_e = 0.59348$. Measurement units: w in seconds/tree, n_b is unitless, h_p in m, a_i in cm^2 . The model can be considered valid for pruning heights of 3.0-8.5 m.

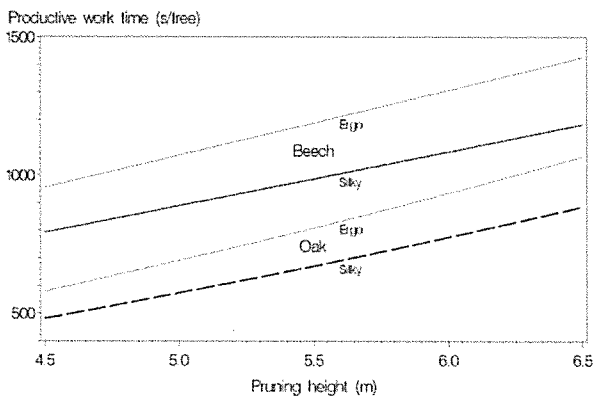
VARIABLE	ESTIMATE
<i>Intercept</i>	-0.9021
<i>ln h_p</i>	2.9375
<i>ln n_b</i>	1.4338
<i>ln a_i</i>	0.5019
<i>Adjustment by species</i>	
Beech	0.2478
Oak	0.0000
<i>Adjustment by saw</i>	
Ergo	-0.1868
Silky	0.0000
<i>Adjustment by operator</i>	
AND	-0.9330
JON	-0.3879
MIK	-0.4115
NIE	0.0000
<i>Interactions</i>	
<i>ln n_b x ln h_p</i>	-0.6915



400 **Figure 1**
 Natural target pruning. With target pruning the branch is being cut immediately outside the branch collar using the transition line as a sighting target for the cut.



405 **Figure 2**
 Predicted productive work time (w , s/tree) for target pruning of European beech and pedunculate oak depending on the number of branches per tree (n_b) and the cross-sectional area of the thickest branch (a_t , cm^2) to a pruning height (h_p) of 6.50 m. The graphs show the performance for an average worker (intercept adjustment = -0.43).



410 **Figure 3**
 Predicted productive work time (w) depending on pruning height (h_p) for target pruning of European beech and pedunculate oak with Ergo and Silky saws. The lines were fitted for an average worker (intercept adjustment = -0.43) based on average branch characteristics in calibration data (beech: [n_b , a_t] = [14.4, 53.1 cm^2], oak: [6.3, 61.4 cm^2]).

415

